


## HMW40/50 and HMD40/50 Wall and Duct Mount Transmitters for HVAC Applications



*In energy management systems, the accurate measurement of relative humidity and temperature is essential for optimum control of the environment.*

*Vaisala INTERCAP® Humidity and Temperature Transmitters HMD/W40/50 are competitively priced and require no routine maintenance – a smart choice for your HVAC/EMC applications.*

### Features/Benefits

- Specially designed for building energy management systems
- 10 ... 90 %RH measurement
- -10 ... +60 °C (+14 ... +140 °F) operating range for duct units
- -5 ... +55 °C (+23 ... +131 °F) operating range for wall units
- 4 ... 20 mA 2-wire output (HMD/W40)
- Selectable voltage 3-wire output (HMD/W50)
- Combines excellent stability with easy installation and reliable operation
- No recalibration
- Fully interchangeable Vaisala INTERCAP® Sensor is easy to replace
- Low cost

The two and three-wire Vaisala INTERCAP® Humidity and Temperature Transmitters HMD/W40 and HMD/W50 are designed for use in energy management systems in buildings. They combine excellent stability with easy installation and reliable operation. The HMD40/50 are for duct installations and the HMW40/50 for wall installations.

### Low maintenance costs

The HMD40/50 humidity transmitters use Vaisala INTERCAP® Sensor - the world's first interchangeable capacitive humidity sensor. The transmitters require no recalibration if the sensor is changed. This means great savings in overall maintenance costs. The sensor is also insensitive to dust as well as most chemicals.

### Measures both humidity and temperature

The 40/50 series is available as humidity and temperature (Y), or humidity only (U) transmitters. The transmitters measure humidity with a  $\pm 3$  %RH accuracy and a  $\pm 1$  %RH stability per year.

### Selectable functions (HMD/W50)

The HMD/W50 transmitters feature selectable output signals of 0 to 1 V and 0 to 10 V. They can be powered by either AC or DC voltage.

# Technical data

## Relative humidity

Measurement range (for which accuracy is specified)	10 ... 90 %RH
Operating range	
HMD40/50	0 ... 100 %RH
HMW40/50	0 ... 90 %RH
Accuracy at +20 °C (+68 °F)	better than ±3 %RH
Stability	±2 %RH over 2 years
Temperature dependence	<±1.5 %RH from -10 ... +60 °C (+14 ... 140 °F)
Sensor	INTERCAP® Sensor, part no. 15778HM

## Temperature (40Y and 50Y)

Measurement range	
HMD40/50	-10 ... +60 °C (+14 ... +140 °F)
HMW40/50	-5 ... +55 °C (+23 ... +131 °F)
Total accuracy at +25 °C	±0.3 °C (±0.54 °F)
Temperature dependence	0.01 °C/°C (0.01 °F/°F)
Sensor	Pt 1000 IEC 751 class B

## General

Output signal for relative humidity (equals 0...100 %RH)	
HMD/W40	4 ... 20 mA
HMD/W50	0 ... 1 V & 0 ... 10 V
Output signal for temperature	
HMD/W40	4 ... 20 mA
HMW50	0 ... 1 V & 0 ... 10 V
HMD50	0 ... 10 V
HMD40Y, HMD50Y	equals -40 ... +60 °C (-40 ... 140 °F)
HMW40Y, HMW50Y	equals -5 ... +55 °C (+23 ... 131 °F)

## Power supply

HMD/W40	10 ... 28 VDC
HMD/W50	for 0 ... 1 V output: 12 ... 35 VDC/12 ... 24 VAC for 0 ... 10 V output: 15 ... 35 VDC/15 ... 24 VAC

Electromagnetic compatibility: Complies with EN61326-1, Generic Environment

## Current consumption

HMD/W50	6 mA typical
---------	--------------

## Operating temperature range

HMD40/50	-10 ... +60 °C (+14 ... +140 °F)
HMW40/50	-5 ... +55 °C (+23 ... +131 °F)

## Storage temperature range

	-40 ... +60 °C (-40 ... +140 °F)
--	----------------------------------

## Operating humidity range

HMD40/50	0 ... 100 %RH
HMW40/50	0 ... 90 %RH

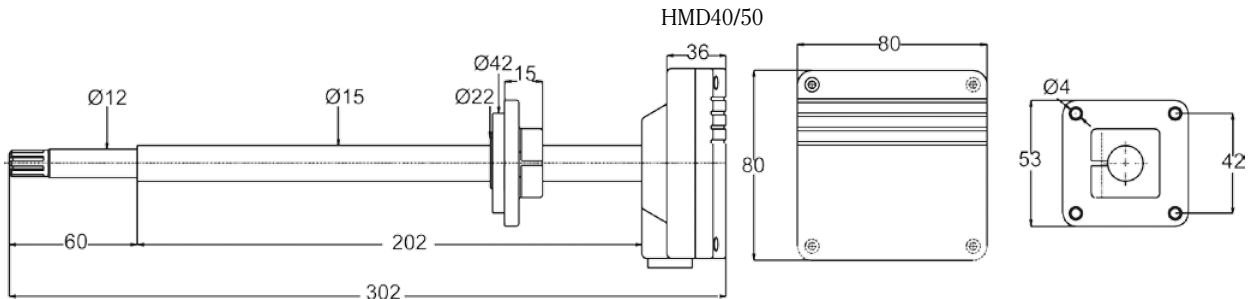
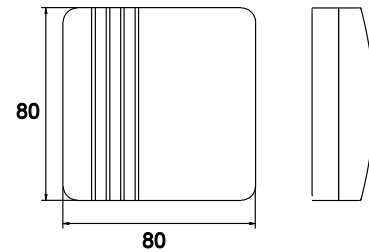
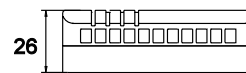
## Housing

Material	ABS plastic
Classification (HMD40/50)	IP65 (NEMA 4)
Colour (HMW40/50)	NCS0502-G50Y

## Dimensions

Dimensions in mm.

HMW40/50



INTERCAP® is a registered trademark of Vaisala

# VAISALA

For more information, visit [www.vaisala.com](http://www.vaisala.com) or contact us at [sales@vaisala.com](mailto:sales@vaisala.com)

Ref. B210945EN-A ©Vaisala 2010  
This material is subject to copyright protection, with all copyrights retained by Vaisala and its individual partners. All rights reserved. Any logos and/or product names are trademarks of Vaisala or its individual partners. The reproduction, transfer, distribution or storage of information contained in this brochure in any form without the prior written consent of Vaisala is strictly prohibited. All specifications — technical included — are subject to change without notice.

